

# Remote learning

---

Student presentation - March 2020

# What do we think might happen?

Our priority is the wellbeing of the whole school community.

We are monitoring the situation very carefully and taking government advice from Public Health England.

The current guidance is that schools **don't need to close** unless for example for a deep clean. However we do need to make preparations in case this guidance changes.

We are therefore putting measures in place to ensure continuity of your learning.

# What does the school expect from you?

Following the timetable during normal school hours. Students are expected to be online for an **8.45 'registration'** with their tutors, thereafter following their normal timetable in order to complete work set them via Firefly.

Classwork and associated homework will be set as Tasks on Firefly and students are expected to **look at Firefly regularly (every lesson)** to keep themselves aware of what they should be doing.

Even more than usual, students need to take **responsibility for their learning** and ensure that they make appropriate progress through the material.

If students are involved in **video conferencing** with their teachers, they should be appropriately dressed, as they might be for a home clothes day at school.

# What might a remote lesson look like?

- The lesson is introduced via a screencast video, and the work set. The teacher then talks through the outcomes at the end of a lesson via video conference.
- The teacher looks at some work done previously, then discusses the topic with a few students on an ad-hoc basis.
- The content is introduced, then students work on a challenge and ask questions in a shared area, allowing the teacher to respond at the end.

# How can we best prepare?

**Firefly** - get on top of your tasks!

Go through and mark old tasks as done

Use the filters on the left hand side to help

The screenshot displays the Firefly task management interface. On the left, there is a 'Filter this list' sidebar with sections for Progress, Read, Marking, and Due Date. The main area shows a list of tasks, each with a checkbox, a title, details, and a 'TODO' status button. At the top right, there are buttons for 'Mark as To do' and 'Mark as Done', and a 'Sort by' dropdown menu set to 'Due Date (latest first)'. A 'Reset' button is located at the top left of the main area.

**Filter this list**    [Reset](#)

Select 10 tasks on this page

Mark as To do    Mark as Done

Sort by **Due Date (latest first)**

<input type="radio"/> All
<input checked="" type="radio"/> To do
<input type="radio"/> Done

**Progress**

All

To do

Done

**Read**

All

Read

Unread

**Marking**

All

Marked

Unmarked

**Due Date**

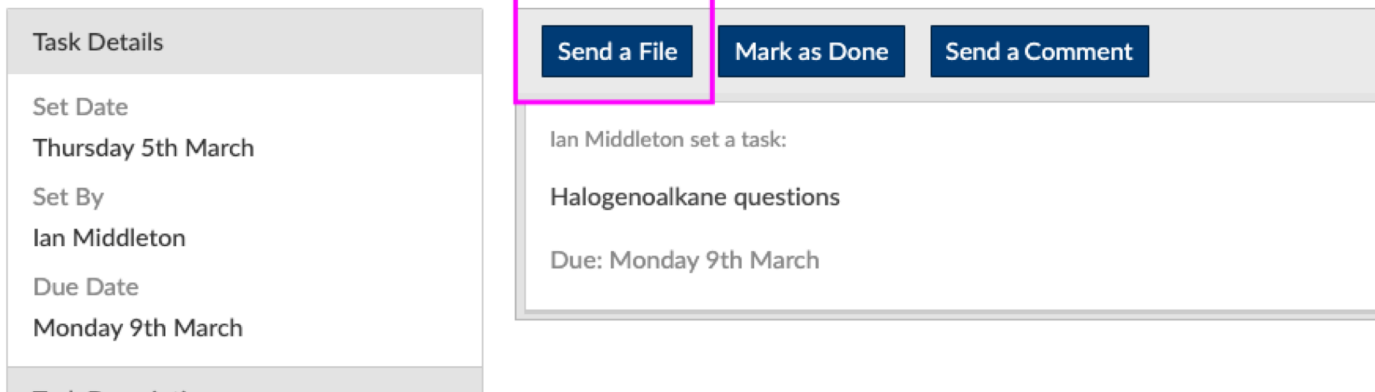
Any

Overdue

<input type="checkbox"/> <b>Optional HW: design a stamp art competition</b> 6 groups Set by Elizabeth Hancock	<b>TODO</b> Due Tue 12th May
<input type="checkbox"/> <b>Optional Art: Design a postcard competition</b> 6 groups Set by Elizabeth Hancock	<b>TODO</b> Due Fri 27th Mar
<input type="checkbox"/> <b>Nuclear Morality</b> Set 3K RS3 Set by Henry Barnes	<b>TODO</b> Due Mon 16th Mar
<input type="checkbox"/> <b>Learning: chapter 5 vocabulary up to 'limen'</b> Set 3Y Gk Set by Hugh Price	<b>TODO</b> Due Wed 11th Mar
<input type="checkbox"/> <b>In your module 3 booklet p 12-13, complete the reading comprehension on Paul Cezanne by answering the questions in English.</b> Set 3F Fr1b Set by Maud Cottrell	<b>TODO</b> Due Tue 10th Mar
<input type="checkbox"/> <b>Report Target</b>	<b>TODO</b>

# How can we best prepare?

**Firefly** - know how to submit work and use the comments in tasks



The screenshot displays the Firefly task interface. On the left, a 'Task Details' sidebar lists: 'Set Date Thursday 5th March', 'Set By Ian Middleton', and 'Due Date Monday 9th March'. On the right, a task card shows the title 'Halogenoalkane questions' and the due date 'Due: Monday 9th March'. Above the task card is a toolbar with three buttons: 'Send a File', 'Mark as Done', and 'Send a Comment'. The 'Send a File' button is highlighted with a pink rectangular border.

<https://helpcentre.fireflylearning.com/students/tasks/submitting-work>

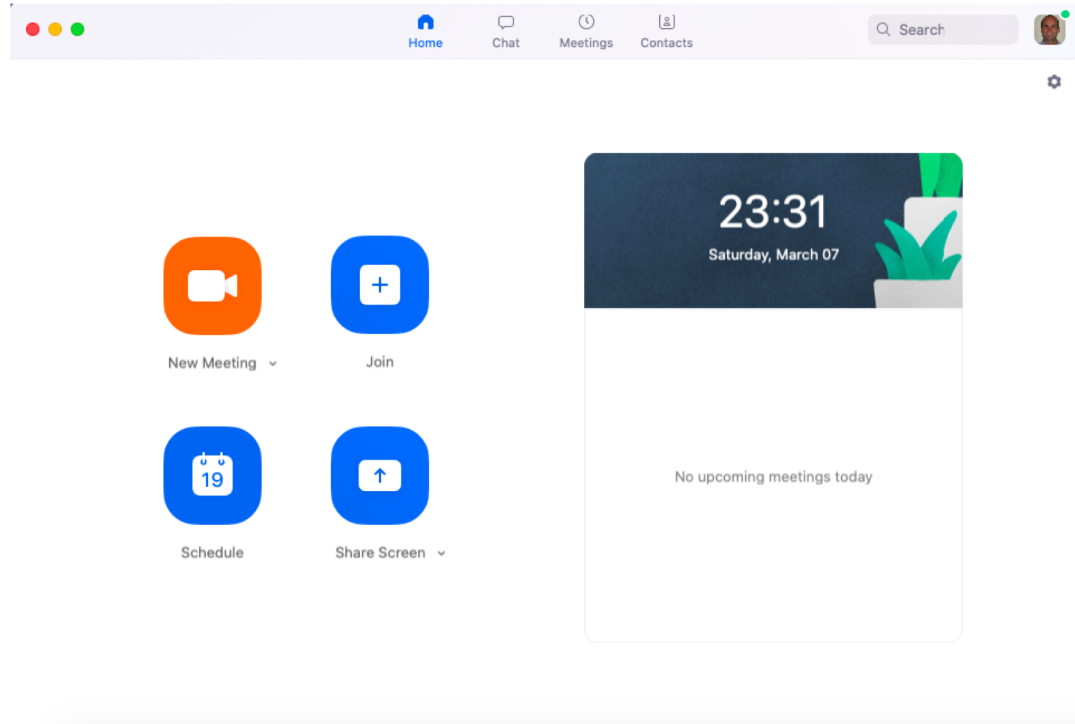
# How can we best prepare?

**Zoom** - a new video conferencing platform.

You will be invited to the school's Zoom account through email.

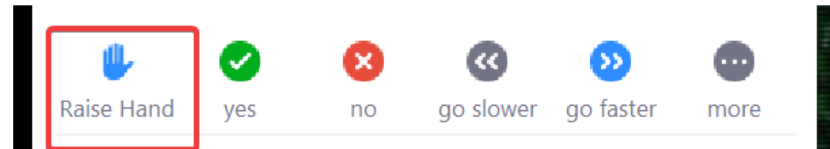
Log in using Google

Download the app for Mac, PC and Chromebooks to get started



# How do I join a meeting?

- You will be sent the web address of your teacher's meeting room in a Firefly task
- **Click on the URL** of the meeting and it will prompt you to open the app.
- When you join the meeting your video and audio may be muted
- Sessions may be **recorded** and **all chats are logged**; the expectation is you behave as you would in school
- Using the participants tab at the bottom you can 'raise your hands'





# Wash your hands!



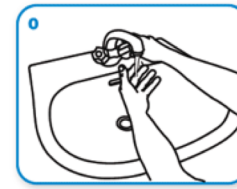
In 2018 the BBC did a citizen science experiment looking at how a flu-like pandemic may sweep through the UK.

[This video](#) shows the mathematical model that was derived from this to show the difference between the speed of infection depending on the level of hand washing.

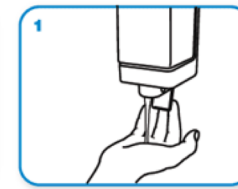
Notice **how much slower** the infection spreads if people wash their hands properly

Men are significantly less likely to wash their hands 5-10 times per day.

# How to wash your hands



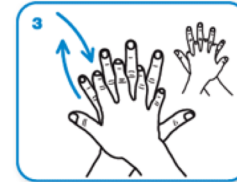
Wet hands with water



apply enough soap to cover all hand surfaces.



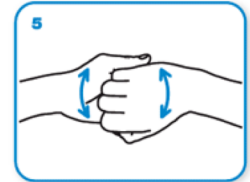
Rub hands palm to palm



right palm over left dorsum with interlaced fingers and vice versa



palm to palm with fingers interlaced



backs of fingers to opposing palms with fingers interlocked



rotational rubbing of left thumb clasped in right palm and vice versa



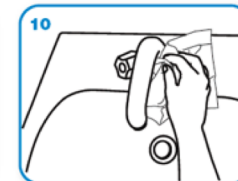
rotational rubbing, backwards and forwards with clasped fingers of right hand in left palm and vice versa.



Rinse hands with water



dry thoroughly with a single use towel



use towel to turn off faucet



...and your hands are safe.

# Final words

The assumption is that **this will not happen**, and that school will remain open. However, if there is disruption:

- The aim would be to keep as much of the routine and standards of the school day as we can
- There will be the expectation for you to be motivated and organised
- Technical issues should try and be solved as soon as possible - we will have 1000 students using this system so we will know it works!
- Only use Zoom when asked to by your teachers.
- Contact your tutor if you have any questions and they will help.
- **Wash your hands.**