






## Sailing the Seven Seas – Summer term topic information for Reception 2018.

<p style="text-align: center;"><b>Communication &amp; Language</b></p> <ul style="list-style-type: none"> <li>• Role-play as pirates using a variety of props</li> <li>• Pirate talk and language associated</li> <li>• Pirate songs, rhymes and sea shanties</li> <li>• Share pirate treasure finds &amp; work out what they are from clues</li> <li>• Work as a team to follow a treasure map</li> <li>• Make up our own pirate stories</li> <li>• Language associated to the countries of focus</li> <li>• Developing pirate characters</li> </ul> 	<p style="text-align: center;"><b>Personal, Social &amp; Emotional development (PSED)</b></p> <ul style="list-style-type: none"> <li>• The life of a pirate (understanding other cultures) and lives in different countries</li> <li>• Stealing</li> <li>• Would you like to be away from your family for so long? What would you miss?</li> <li>• Rules for living on a ship</li> <li>• Working as a team with treasure hunts, sharing out the loot etc</li> <li>• Managing anger</li> <li>• Telling others and keeping secrets</li> <li>• Glad to be me</li> </ul>	<p style="text-align: center;"><b>Physical Development</b></p> <ul style="list-style-type: none"> <li>• Pirate games – variety of instructions/actions to complete – scrub the deck, hoist the flag, row the boats, captains coming, climb the rigging etc</li> <li>• Threading treasure to make jewellery</li> <li>• Treasure hunt in variety of malleable materials (fine motor)</li> <li>• Handwriting – we will be building on our handwriting sessions</li> <li>• Building pirate ship obstacle course games outside</li> </ul> 
<p style="text-align: center;"><b>Maths</b></p> <ul style="list-style-type: none"> <li>• Using positional language in making and reading maps</li> <li>• Designing flags using a range of colour/patterns</li> <li>• Using co-ordinates to find locations on a map</li> <li>• Sorting and counting activities to develop addition/subtraction/doubling/halving</li> <li>• Developing concepts of division – sharing treasure</li> <li>• Length using the mast and rigging</li> <li>• Capacity/weight and size linked to boats/treasure</li> <li>• Variety of treasure hunts involving numbers, problem solving skills, calculations,</li> <li>• Money –problem solving &amp; linked to countries that we explore</li> </ul>	<p style="text-align: center;"><b>Literacy</b></p> <ul style="list-style-type: none"> <li>• Making Pirate maps and writing directions</li> <li>• Message in a bottle</li> <li>• Role play/small world Pirate ships</li> <li>• Pirate speech bubbles/names/characters</li> <li>• Pirate adventure stories</li> <li>• Ships log</li> <li>• Telescope tales</li> <li>• Wanted posters</li> </ul> 	<p style="text-align: center;"><b>Understanding the World</b></p> <ul style="list-style-type: none"> <li>• Investigating floating &amp; sinking</li> <li>• Iceberg investigations</li> <li>• Digging/sifting/excavating to find treasure</li> <li>• Pirates of the past</li> <li>• Building pirate ships outside</li> <li>• Discovery bottles</li> <li>• Exploring globes and maps</li> <li>• Comparing our locality to Africa and other countries that we visit on our journey</li> </ul> 
<p style="text-align: center;"><b>Expressive Art and Design</b></p> <ul style="list-style-type: none"> <li>• Design and make own pirate flags</li> <li>• Painting our pirate character</li> <li>• Designing a pirate ship</li> <li>• Pirate paper and maps</li> <li>• Beach music and instruments</li> <li>• Pirate dance</li> <li>• Hokusai's 'The Great Wave of Kanagawa'</li> </ul>	<p style="text-align: center;"><b>Discrete subjects/Specialists</b></p> <ul style="list-style-type: none"> <li>• <b>Phonics</b> – Read Write Inc &amp; Red Word Friday will link with topic wherever possible and continue on daily basis</li> <li>• <b>Music</b> – Songs and sea shanties in preparation for summer concert</li> <li>• <b>ICT</b> – Use of programmable toys to work with maps plus further links to the curriculum</li> <li>• <b>Sort/swimming/PE /Drama</b> will continue with their own program</li> </ul>	<p style="text-align: center;"><b>Regular slots</b></p> <ul style="list-style-type: none"> <li>• <b>Show &amp; Tell</b> will continue on Fridays, please discuss and share something precious to a family member</li> <li>• <b>WOW!</b> On Wednesdays we will share our celebrations and achievements from home. Please continue to send WOW slips in ahead of the day.</li> </ul> 

Please remember that these are starting points and provide just a simple outline of some of the activities we will cover across the term. We endeavour to allow the children to lead the learning wherever possible and seek to creatively enhance learning opportunities, whilst working towards the Early Learning Goals.