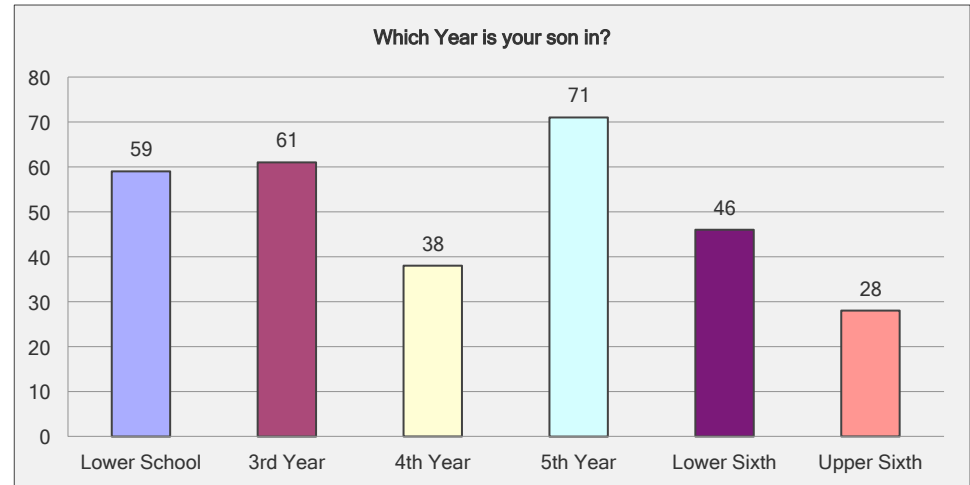


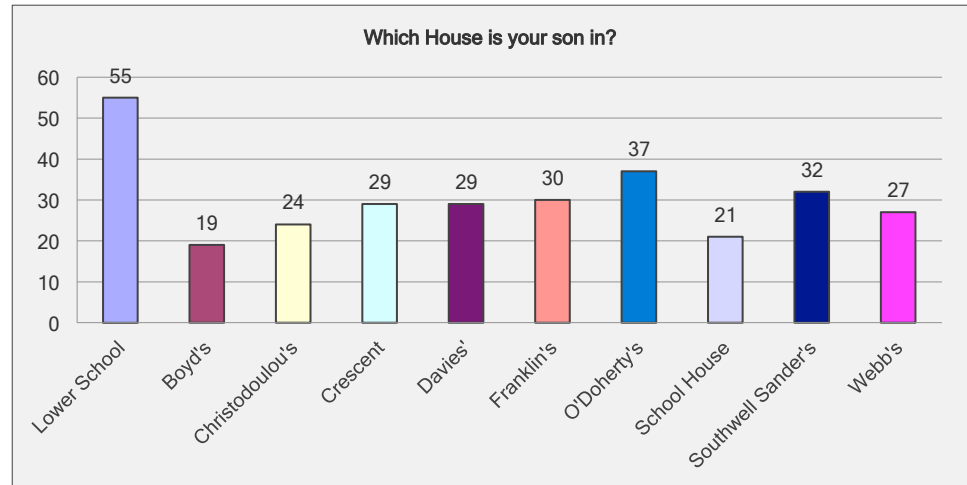
ASPA Future Social Events

Which Year is your son in?		
Answer Options	Response Percent	Response Count
Lower School	19.5%	59
3rd Year	20.1%	61
4th Year	12.5%	38
5th Year	23.4%	71
Lower Sixth	15.2%	46
Upper Sixth	9.2%	28
<i>answered question</i>		303
<i>skipped question</i>		0



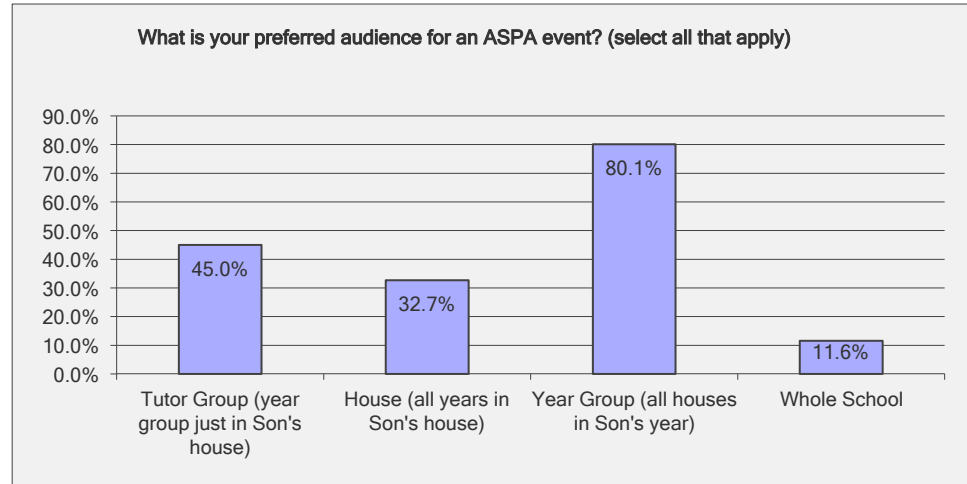
ASPA Future Social Events

Which House is your son in?		
Answer Options	Response Percent	Response Count
Lower School	18.2%	55
Boyd's	6.3%	19
Christodoulou's	7.9%	24
Crescent	9.6%	29
Davies'	9.6%	29
Franklin's	9.9%	30
O'Doherty's	12.2%	37
School House	6.9%	21
Southwell Sander's	10.6%	32
Webb's	8.9%	27
answered question		303
skipped question		0



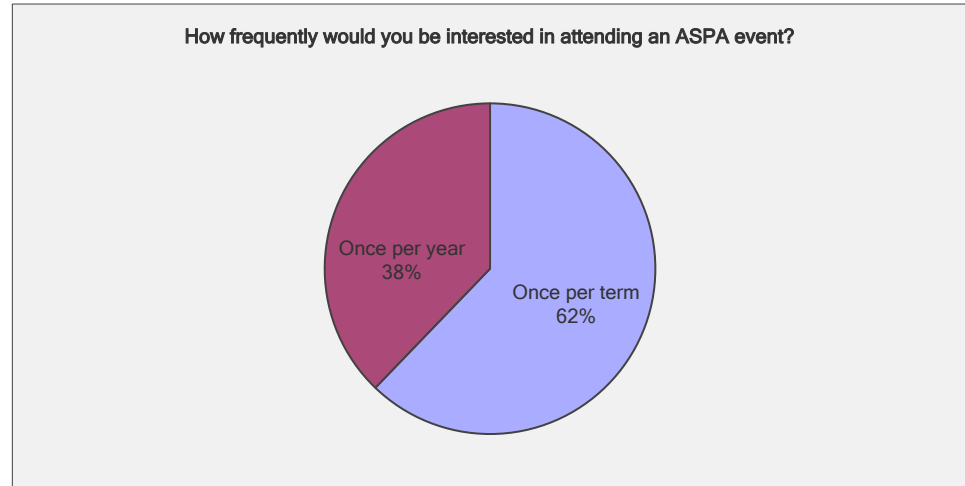
ASPA Future Social Events

What is your preferred audience for an ASPA event? (select all that apply)		
Answer Options	Response Percent	Response Count
Tutor Group (year group just in Son's house)	45.0%	113
House (all years in Son's house)	32.7%	82
Year Group (all houses in Son's year)	80.1%	201
Whole School	11.6%	29
<i>answered question</i>		251
<i>skipped question</i>		52



ASPA Future Social Events

How frequently would you be interested in attending an ASPA event?		
Answer Options	Response Percent	Response Count
Once per term	62.2%	156
Once per year	37.8%	95
<i>answered question</i>		251
<i>skipped question</i>		52



ASPA Survey Results Summary Question 5

ASPA Future Social Events

What type of event would you prefer to attend, and how much would you be prepared to pay (please rank in order of preference, where 1 is first preference, 2 second preference etc)?

Preference

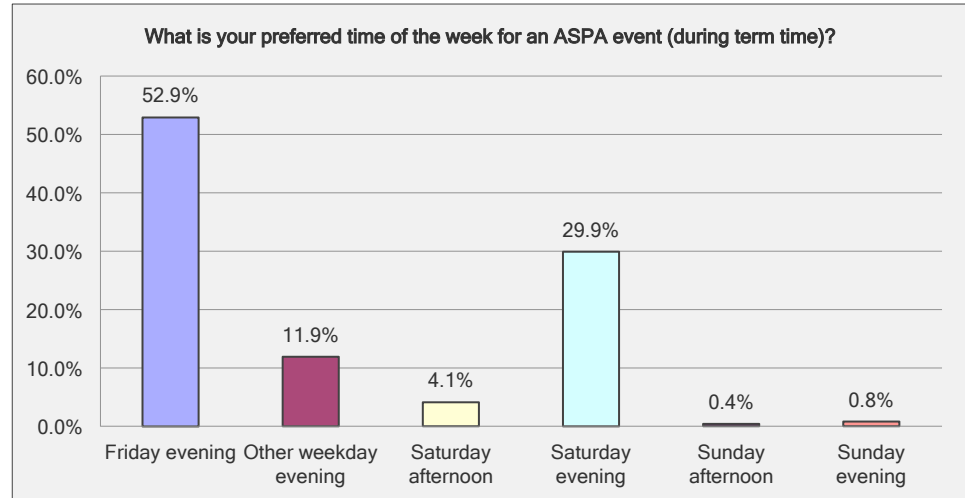
Answer Options	1	2	3	4	5	6	Response Count	Weighted Response	Ranking
Casual Meal/Buffer	154	39	21	12	7	4	237	1257	1
Formal Sit Down Meal	9	36	38	28	30	28	169	558	4
Dinner Dance/Burns Night etc	29	30	39	26	34	15	173	641	3
Band/Disco/Entertainment	9	31	27	30	32	34	163	505	5
Quiz or other team activity	48	59	37	25	17	13	199	853	2
External Event eg Boat Trip, Theatre Visit, Trip to local place	11	31	27	20	12	60	161	473	6

Cost

Answer Options	Up to £10	£10-£15	£15-£25	£25+	Response Count
Casual Meal/Buffer	62	115	51	8	236
Formal Sit Down Meal	4	18	79	59	160
Dinner Dance/Burns Night etc	8	17	67	68	160
Band/Disco/Entertainment	27	52	55	12	146
Quiz or other team activity	90	77	21	3	191
External Event eg Boat Trip, Theatre Visit, Trip to local place	10	24	61	52	147

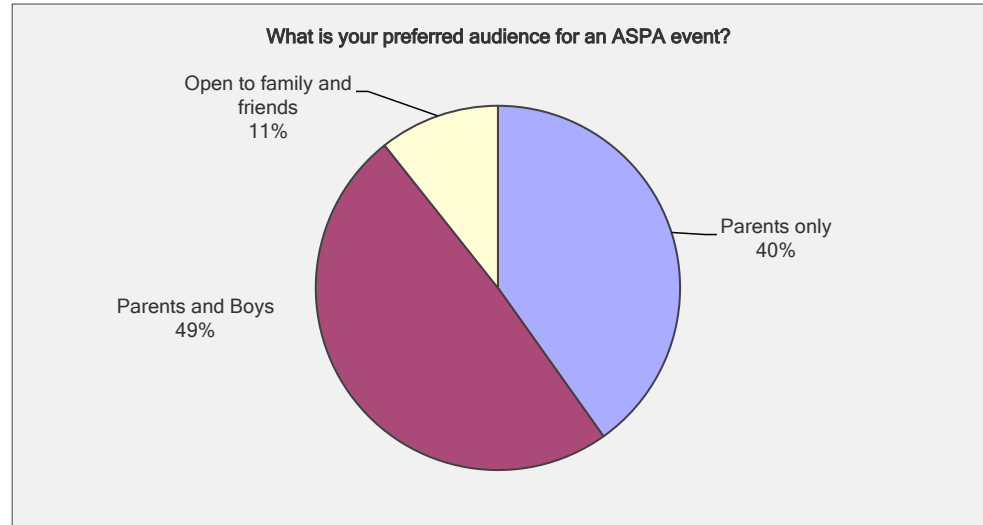
ASPA Future Social Events

What is your preferred time of the week for an ASPA event (during term time)?		
Answer Options	Response Percent	Response Count
Friday evening	52.9%	129
Other weekday evening	11.9%	29
Saturday afternoon	4.1%	10
Saturday evening	29.9%	73
Sunday afternoon	0.4%	1
Sunday evening	0.8%	2
answered question		244
skipped question		59



ASPA Future Social Events

What is your preferred audience for an ASPA event?		
Answer Options	Response Percent	Response Count
Parents only	40.2%	98
Parents and Boys	49.2%	120
Open to family and friends	10.7%	26
<i>answered question</i>		244
<i>skipped question</i>		59



ASPA Future Social Events

Would you be willing to help organize an ASPA event or be a helper at it?		
Answer Options	Response Percent	Response Count
Yes	30.3%	74
No	69.7%	170
If yes please enter name and email address		76
answered question		244
skipped question		59

